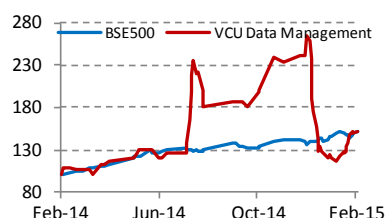


VCU Data Management Ltd.

Market data

Current price*	Rs 33.9 (BSE)
Market cap *	Rs 525.5 m
Face value	Rs 10
BSE Code	536672
No. of shares	15.5 m
Free float	78.1%
52 week H/L*	Rs 64.0/23.1
*as on 20 th Feb 15	

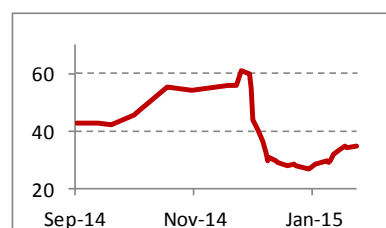
Rs 100 invested is now worth



Shareholding (Dec-2014)

Category	(%)
Promoters	21.9
DII's	2.2
FII's	0.0
Others	75.9
Total	100.0

Stock price over 6 months



Report prepared by

Equitymaster Agora Research Private Limited.

www.equitymaster.com

info@equitymaster.com

Half-Yearly results overview

Result performance review

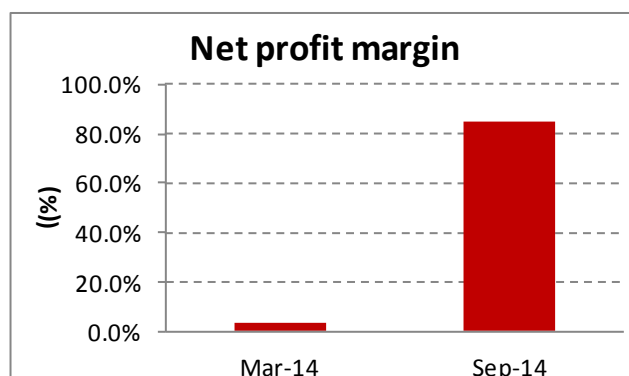
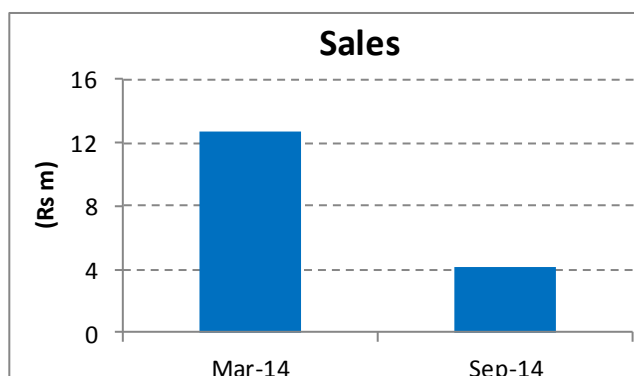
- The company's net sales declined to Rs 4.2 m in 1HFY15 as compared to Rs 12.7 m in 2HFY14.
- The company's expenses decreased to Rs 5 m in September 2014 as compared to Rs 19.4 m in March 2014. Operating loss of the company stood at Rs 0.8 m for the half as compared to a loss of Rs 6.8 m in 2HFY14.
- Depreciation declined to Rs 0.6 m while interest charges remained nil for the half ended September 2014.
- Profit after tax was up to Rs 3.5 m for the half year. It may be noted that the company did not pay any tax during the period.

Rs m	31-Mar-14	30-Sep-14
Net Sales	12.7	4.2
Other income	8.0	4.9
Total Income	20.7	9.1
Expenses	19.4	5.0
Operating profit	-6.8	-0.8
Depreciation	0.8	0.6
Interest	0.0	0.0
Profit before tax	0.5	3.5
Tax	0.0	0.0
Profit after tax	0.5	3.5
Operating profit margin	-53.6%	-19.3%
Effective tax rate	0.0%	0.0%
Net profit margin	3.6%	85.3%
Diluted EPS	0.03	0.23

Current valuation

The company's stock trades at Rs 33.9 per share. Its trailing twelve months earnings are negative; hence its P/E ratio is not meaningful.

Half-Yearly financial trend charts



Important Message from Equitymaster:

- This report has been prepared exclusively for the BSE Investor Protection initiative.
- The data for this report has been sourced primarily from the company's Annual Report and other publicly available information.
- Equitymaster did not meet the management of this company in person.
- Equitymaster insists that it makes no recommendation by way of presenting this report.
- The only purpose of this report is to make available publicly information on the company to readers in a format that is easy to understand

© Equitymaster Agora Research Private Limited. All rights reserved.

Disclaimer:

The information contained in this document has been compiled from sources we believe to be reliable, but we do not hold ourselves responsible for its completeness or accuracy. This document does not contain any views or opinions of Equitymaster and all such information is provided 'as is' without any warranty of any kind, and Equitymaster makes no representation or warranty, express or implied, as to the accuracy, timeliness or completeness of any such information. This document should not be construed as an offer to sell or solicitation of an offer to buy any security in any jurisdiction. Equitymaster and its affiliates, its directors, analyst and employees will not be responsible for any loss or liability incurred to any person as a consequence of his or any other person on his behalf taking any investment decisions based on this document. Equitymaster and its affiliates and their officers and their employees may or may not hold any securities mentioned herein. Equitymaster and its affiliates may from time to time, have a consulting relationship with a company being reported upon.